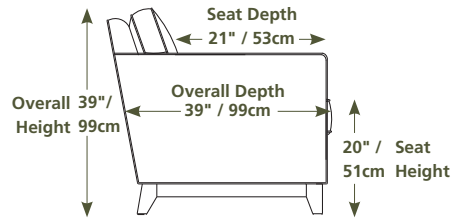


40620 / 45620 BRUNSWICK

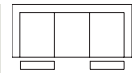
Over 100 leathers, fabrics and colours to choose from. Your choice...



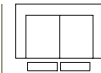
Wallhugger – fully reclines with only 2" / 5cm wall clearance, allowing greater decorating flexibility and more efficient use of space.

Forward extension to a maximum of 26" / 65cm.

Design • It • Yourself



95" / 241cm wide
51 sofa recliner
61 sofa power recliner
inside arm to inside arm
= 67" / 170cm



72" / 183cm wide
53 loveseat recliner
63 loveseat power recliner
inside arm to inside arm
= 46" / 117cm



46" / 117cm wide
31 power recliner
32 rocker recliner
33 swivel rocker recliner
35 wall hugger recliner
inside arm to inside arm
= 22" / 56cm



36" / 91cm wide
47 left arm facing recliner
67 left arm facing power recliner



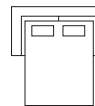
36" / 91cm wide
46 right arm facing recliner
66 right arm facing power recliner



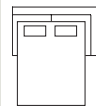
23" / 58cm wide
30 armless recliner
60 armless power recliner



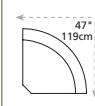
23" / 58cm wide
10 armless chair



75" / 191cm wide
26 left arm facing
54" sofabed



75" / 191cm wide
27 right arm facing
54" sofabed



47" / 119cm wide
09 corner seat



82 straight console
13" x 36" x 36"
33cm x 92cm x 92cm
• storage under armpad
• 2 cup holders



80 home theater wedge
17" x 36" x 36"
43cm x 92cm x 92cm
• storage under armpad
• 2 cup holders



81 45° wedge
36" x 36" x 36"
92cm x 92cm x 92cm
• storage under armpad
• 2 cup holders



04 home theater ottoman
44" x 28" x 19"
112cm x 72cm x 48cm
• storage drawer

STATIONARY OPTIONS



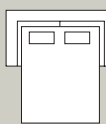
01 stationary sofa
95" x 39" x 39"
241cm x 99cm x 99cm
inside arm to inside arm
= 67" / 170cm



03 stationary loveseat
72" x 39" x 39"
183cm x 99cm x 99cm
inside arm to inside arm
= 46" / 117cm

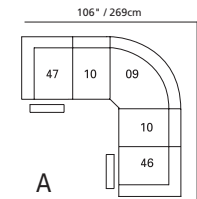


02 stationary chair
46" x 39" x 39"
117cm x 99cm x 99cm
inside arm to inside arm
= 22" / 56cm

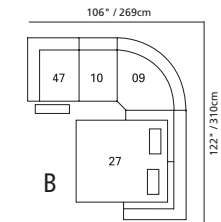


21 sofabed 54"
88" x 39" x 39"
224cm x 99cm x 99cm
inside arm to inside arm
= 00" / 000cm

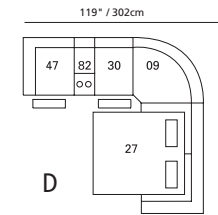
MOST POPULAR CONFIGURATIONS



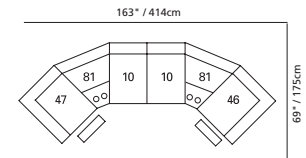
A



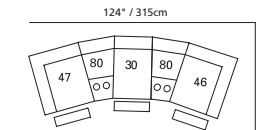
B



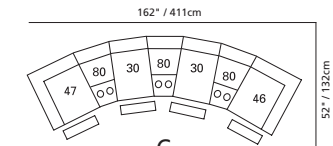
D



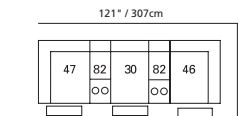
E



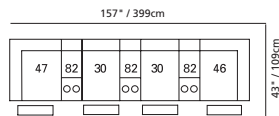
F



G



H



I

NOTE: ALWAYS ASSEMBLE CONFIGURATIONS FROM RIGHT HAND FACING TO LEFT HAND FACING COMPONENTS

Sizes may vary + or - 1"/2.5 cm

Width x Depth x Height

Specifications subject to change.

PALLISER
palliser.com